

A2551

8 Channel 8 V/12 A Full Floating Channel Board



Features



- 8 independently controllable Low Voltage channels
- 0 ÷ 8 V Output Voltage / 12 A maximum current (60 W)
- Parallel channel customization (20 A, 100 W)
- D-Sub 8W8, DB37 connectors
- Individual remote sense lines (A2551A only)
- **Floating Type:** Individual Full Floating Channel
- Low ripple
- Under/over-voltage alert, overcurrent and max. voltage protection
- Interlock logic for unit enable
- Software Tool for easy channel management

Description

The CAEN Mod A2551 is a single-width board (5 TE wide) that houses 8 independent Low Voltage Individual Full Floating channels, compatible with the CAEN Universal Multichannel Power Supply System (SY4527, SY5527).

The A2551 is available in two different versions equipped with **D-Sub 8-pin** or with **DB37** connectors. Consult our **connectors reference page** for technical information.

A2551 Individual Full Floating channels allow on-detector grounding, reducing the noise level. The floating channels are insulated from each other up to ± 500 V. Each output channel is provided with individual remote sensing lines to compensate for the voltage drop over the connection cables.

The output voltage range is **0 ÷ 8 V**, with **0.2 mV** monitor resolution. The maximum output current is **12 A**, with **0.5 mA** monitor resolution. The maximum channel power is **60 W**.

Independently programmable for each channel:

Output voltage:	0 ÷ 8 V	Step: 0.2 mV
Current limit (Iset):	0 ÷ 12 A	Step: 0.5 mA
V Ramp up/down:	1 ÷ 500V/s	Step: 1 V/s
TRIP parameter:	0 ÷ 999.9 s; 1000 s = Infinite	Step: 0.1 s

The A2551 can be optionally ordered with a parallel channel configuration, allowing channels to be paired (CH0-CH1, CH2-CH3, CH4-CH5, CH6-CH7).

When two channels are paralleled, the system automatically detects the new configuration, presenting it as a single channel with a maximum output current of 20 A and a total power of 100 W.

Boards produced without this option can be retrofitted.

Safety features include:

- **Overvoltage detection:** if a channel voltage exceeds the programmed Overvoltage threshold value (OVVThr), it is signaled to be in "overvoltage" and is switched off.
- **Undervoltage detection:** if a channel voltage decreases below the programmed undervoltage threshold (UNVThr), it is signaled to be in "undervoltage" and is switched off.
- **Overcurrent detection:** when a channel attempts to exceed the programmed current limit, it signals an "overcurrent" condition and enters TRIP status. The output voltage is adjusted to keep the current below the programmed limit for a programmable TRIP time, after which the channel is switched off. If TRIP is set to "constant current mode", the channel behaves as a current source.
- **A global enable/disable connector** allows to disable the channels and it is also possible, via front panel logic signals, to enable individually each channel (DB37 version only).

CAEN provides a complete software range to control, monitor and configure its Power Supply products.

- **GECO2020 GEneral Control Software**
- **CAEN HV Wrapper Library**
- **HiVoCS web tool**
- **OPC Server for CAEN Power Supplies**
- **EPICS Service**

These tools, which support the most used operating systems, ranging from low level libraries (**CAEN HV Wrapper Library**), to be used as a source for customer designed software, to the WEB interface (**HIVOCS**) available on each mainframe, up to the all-inclusive Control Software (**GECO2020**) with user friendly graphical interfaces, to meet any application needs.

Advanced control via OPC Server (**CAEN OPC Server**) and EPICS (**EPICS IOC**) is supported, to easily include CAEN power supplies within existing setups featuring such standards.

- **All tools are available for free download.**

Universal Multichannel Power Supply Systems (Mainframes)

Universal Multichannel Power Supply Systems, or Mainframes, are modular systems designed to house and control High Voltage (HV) and Low Voltage (LV) boards, providing power for particle detectors and their associated electronics in standard 19" racks. CAEN offers four mainframe versions:

- **SY4527:** A large experimental system. This 19" wide / 8U high mainframe can house **up to 16 HV/LV boards**. It offers a power output from 600W up to a maximum of **4200W**, depending on installed Power Supply Units and display type. Local control is optionally available via a 10.4" or 5.7" LCD Touchscreen.
- **SY5527:** A more compact laboratory version. This 19" wide / 4U high mainframe can house **up to 6 HV/LV boards**. Its power output ranges from 600W up to a maximum of **1800W**, depending on Power Supply Units. Optional local control is available via a 5.7" LCD Touchscreen.
- **SY4527LC:** A cost-effective alternative with a shorter depth (~20cm compared to standard SYx527). This 19" wide / 8U high mainframe houses **up to 10 boards** and includes a **600W power supply**. It does not include an LCD display. It is fully compatible with SY4527 and SY5527 boards.
- **SY5527LC:** Also a cost-effective, shorter depth alternative (~20cm compared to standard SYx527). This 19" wide / 4U high mainframe houses **up to 4 boards** and includes a **400W power supply**. It does not include an LCD display. It is fully compatible with SY4527 and SY5527 boards.

All systems offer modular design for simplified upgrades and maintenance and can be controlled remotely via Ethernet.

Technical Specifications

Packaging

1 unit (5 TE) wide; 6U – High mechanics

No. of Channels

8

Polarity

Individual Floating ($\pm 500\text{V}$ isolation)

Output Voltage

0 ÷ 8V

Max Output Current

12 A

Max Output Power (connector output)

60 W

Vset Resolution

0.2 mV

Iset Resolution

0.5 mA

Vmon Resolution

0.2 mV

Imon Resolution

0.5 mA

Ramp Up/Down

1-500 V/s (1 V/s step)

Voltage Ripple (10Hz ÷ 20MHz)

- Typ: <3 mVpp
- Max: <5 mVpp

Accuracy

- V_{out}/V_{mon} : $\pm 0.1\% \pm 20 \text{ mV}$
- V_{set}/V_{out} : $\pm 0.1\% \pm 20 \text{ mV}$
- I_{out}/I_{mon} : $\pm 1\% \pm 50 \text{ mA}$
- I_{set}/I_{out} : $\pm 1\% \pm 100 \text{ mA}$

Hardware OVV Protection

10.5 V typ

Trip

0 to 999.9s; 1000s = Infinite; step 0.1s

Stability

<5mV (Vset = 5V - No Load - one day after 1 hour warm up)

Long Term Stability

<10mV (Vset = 5V - No Load - one week after 1 hour warm up)

Temperature Coefficient

±100ppm/°C

Load regulation

< 0.05% (Vset = 5V, Iout from 0A to 10A, 1m AWG20 cable / 1m AWG20 sense wire)

Operating temperature

0 ÷ 45°C

Storage temperature

-10 ÷ 70°C

Humidity

0 - 80% non condensing

Altitude

≤ 2000m

Safety Standard - ROHS - Halogen free

ROHS

MTBF

Base: 120000 hours

ECM qualification

CE Standards

Ordering Options

Code	Description	
WA2551AXAAAA	A2551A - individual floating 8 ch 8 V/12 A (60 W) board - DB37 conn.	RoHS
WA2551XAAAAA	A2551 - individual floating 8 ch 8 V/12 A (60 W) board	RoHS
WPERSXXA2551	A2551 parallel channel customization	RoHS

Related Products

SY5527LC



Universal Multichannel Power Supply System Low Cost / 19"wide, 4U-high (4 slot)

SY4527



Universal Multichannel Power Supply System / 19"wide, 8U-high (16 slot)

SY5527



Universal Multichannel Power Supply System / 19"wide, 4U-high (6 slot)

SY4527LC




Universal Multichannel Power Supply System Low Cost / 19"wide, 8U-high (10 slot)




Single width (5 TE wide) - DB37 connector, 8 channels: Mod. A2551A




Single width (5 TE wide) - D-Sub 8W8 connector, 8 channels: Mod. A2551




DB37 connector. (Factory name: Amphenol D37S13A4GV00LF)



D-Sub 8W8 connector. (Factory name: DC8W8SA00LF)



Parallel channel Module: Used to connect the channels in parallel (couples CH0-CH1, CH2-CH3, CH4-CH5, CH6-CH7).



A2551 with 4 parallel channels modules

This document, or parts thereof, may not be reproduced in any form or by any means without written permission from Caen S.p.A. Although every effort has been made to ensure the accuracy of information presented in this catalog, Caen S.p.A reserves the right to modify its products specifications without giving any notice; for up to date information please visit www.caen.it © Caen S.p.A - 2024

CAEN S.p.A.

Via Vetraia 11
55049 - Viareggio
Italy

Phone +39.0584.388.398

Fax +39.0584.388.959

info@caen.it

www.caen.it

CAEN GmbH

Brunnenweg 9
64331 Weiterstadt, Germany

Phone +49 (0)212.254.4077

Mobile +49 (0)151.16.548.484

info@caen-de.com

www.caen-de.com

CAEN Technologies, Inc.

1 Edgewater Street - Suite 101
Staten Island, NY 10305
USA

Phone +1.718.981.0401

Fax +1.718.556.9185

info@caentechnologies.com

www.caentechnologies.com

CAENspa India Private Limited

B205, BLDG42, B Wing,
Azad Nagar Sangam CHS,
Mhada Layout, Azad Nagar, Andheri West
Mumbai, Maharashtra 400053, India

info@caen-india.in

www.caen-india.in

