

DT1471HET

**4 Ch Reversible 5.5
kV/20 μ A Desktop
HV Power Supply
High Accuracy
Module
(USB/Ethernet/T.scr
een)**



Features



- 4 independent channels in a Desktop case (110/220V AC Powered)
- 5.5 kV / 20 μ A output ranges
- Channels with individually selectable positive or negative polarity
- SHV coaxial output connectors
- Common floating return
- Low Ripple
- Under/over-voltage alert, overcurrent and max. voltage protection
- Interlock logic for board enable and Individual channel kill
- 1 nA Current monitor resolution (with x20 Imon-Zoom: 50 pA)
- 2.8" color touch screen display
- Local and Remote control (USB2.0/Ethernet)
- Daisy-chain capability
- Software Tools for easy channel management

Description

The **Mod. DT1471HET** provides **4** independent High Voltage channels in a Desktop package (110/220V AC Powered). Each channel can provide a **±5.5 kV** max voltage and a **20μA** max current. The output polarity is independently selectable for each channel. Channels have **common floating return** (common return insulated from the crate ground); HV outputs are delivered through SHV connectors. The HV output RAMP-UP and RAMP-DOWN rates may be selected independently for each channel in the range 1÷500 V/s in 1 V/s steps. The module features 1 nA Iset/Imon resolution. Zoom for Imon increases resolution to 50 pA. Module control can take place either **locally** thanks to a **2.8" Touchscreen Graphic color LCD display** with a completely redesigned user interface or **remotely**, via **USB 2.0** or **Ethernet**.

SHV connector

Radial R317580 HV coaxial connector for DT1471HET

Consult our **connectors reference page** for technical information.

A complete set of **free software Tools** is available to control this unit: **GECO2020** with user friendly GUI and **CAEN HV Wrapper library** for custom SW development. **EPICS** and **LabVIEW** also supported.

Safety features allows the module to perform as a current generator and includes:

Channels	can be enabled or disabled through the Global Interlock logic.
Overvoltage and Undervoltage warning	when the output voltage differs from the programmed value by more than 2% of set value (minimum 10V).
Overcurrent detection	if a channel tries to draw a current larger than its programmed limit, it enters TRIP status, keeping the maximum allowed value for a programmable time (TRIP), before being switched off.
Hardware VMAX	Programmable VMAX protection limit.
Safety Board Interlock	common Interlock logic for channels enable/disable and individual inputs signal for channel Kill function.

Technical Specifications

Package

Desktop module housed in a 239 x 84 x 184 mm³ (WxHxD) Aluminium case
Weight: ~5.2 kg

Output channels

- 4 channels, Common Floating Return, SHV connector
- Positive or Negative Polarity (requires internal setting)

Output ranges

5.5 kV / 20 μ A (IMonRange = High)
5.5 kV / 2 μ A (IMonRange = Low) - Imon Zoom Active

Max. Ch. Output Power

0.11W

Vset Resolution

100 mV

Vmon Resolution

100 mV

Iset Resolution

1 nA

Imon Resolution

1 nA (IMonRange = High)
50 pA (IMonRange = Low) - Imon Zoom Active

Vmax

- 0 ÷ 5600 V Absolute maximum HV level that the channel is allowed to reach, independently from the preset value Vset.
- Output voltage cannot exceed the preset value Vmax. The accuracy is 1 % \pm 5 V

Vmax resolution

\pm 1 V

Alarm output

Open collector, 100 mA maximum sink current

Interlock input

LOW: <1V; current~5mA; HIGH: 4÷6 V

Ramp Up/Down

1÷500 Volt/s, 1 Volt/s step

Trip

- Max. time an “overcurrent” can last (seconds). A channel in “overcurrent” works as a current generator; output voltage varies in order to keep the output current lower than the programmed value.
- “Overcurrent” lasting more than set value (1 to 9999) causes the channel to “trip”.
- Output voltage will drop to zero either at the Ramp-down rate or at the fastest available rate, depending on Power Down setting; in both cases the channel is put in the OFF state.
- Trip range: 0 ÷ 999.9 s; 1000 s = INFINITE. Step = 0.1 s (If trip= INFINITE, “overcurrent” lasts indefinitely)

Voltage Ripple

- 20 ÷ 1000 Hz: Typical: 12 mVpp / Maximum: 20 mVpp
- 1 ÷ 20000 kHz: Typical: 2 mVpp / Maximum: 5 mVpp

Vmon vs. Vout Accuracy

±0.02% of read value ±2 V

Vset vs. Vout Accuracy

±0.02% of read value ±2 V

Imon vs. Iout Accuracy

±2% of read value ±2 nA (IMonRange = High)
±2% of read value ±200 pA (IMonRange = Low) - Imon Zoom Active

Iset vs. Iout Accuracy

±2% of read value ±3 nA (IMonRange = High)
±2% of read value ±300 pA (IMonRange = Low) - Imon Zoom Active

Ventilation Fan

60 x 60 24 V; 62 dBA maximum noise level

Humidity range

0 ÷ 80%

Storage temperature

-10 ÷ 70°C

Operating temperature

0 ÷ 45°C

Imon / Temperature coefficient

max 100ppm/C°; max 300ppm/C° with Imon zoom

Vout / Temperature coefficient

max. 50 ppm/°C

Long term stability Vout vs. Vset

± 0.02% (after one week @ constant temperature)

Ordering Options

Code	Description
WDT1471HETXA	DT1471HET - 4 Ch 5.5kV Desktop HV Power Supply high Accuracy Module with Ethernet & 2.8" Touchscreen RoHS

Accessories

HV CABLES



High Voltage Cable Assemblies

A1483

Inhibit - Kill Signal BNC Adapter for HV Power Supply Modules

A1484

Inhibit - Kill Signal BNC Adapter for HV Power Supply Modules

A148x



Inhibit - Kill Signal BNC Adapter for HV Power Supply Modules

Related Software

GECO2020



General Control Software for CAEN HV Power Supplies

Related Software Libraries


CAEN HV Wrapper Library



Library for CAEN Power Supply Control

Related Products

EPICS IOC (PSM Power Supply Modules)




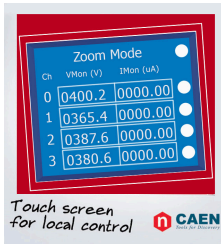
EPICS IOC for Power Supply Modules

LabVIEW Driver (PSM - Power Supply Modules)



LabVIEW Instrument Driver for Power Supply Modules

Gallery



This document, or parts thereof, may not be reproduced in any form or by any means without written permission from Caen S.p.A. Although every effort has been made to ensure the accuracy of information presented in this catalog, Caen S.p.A reserves the right to modify its products specifications without giving any notice; for up to date information please visit www.caen.it © Caen S.p.A - 2024

CAEN S.p.A.

Via Vetraia 11
55049 - Viareggio
Italy

Phone +39.0584.388.398

Fax +39.0584.388.959

info@caen.it

www.caen.it

CAEN GmbH

Brunnenweg 9
64331 Weiterstadt, Germany

Phone +49 (0)212.254.4077

Mobile +49 (0)151.16.548.484

info@caen-de.com

www.caen-de.com

CAEN Technologies, Inc.

1 Edgewater Street - Suite 101
Staten Island, NY 10305
USA

Phone +1.718.981.0401

Fax +1.718.556.9185

info@caentechnologies.com

www.caentechnologies.com

CAENspa India Private Limited

B205, BLDG42, B Wing,
Azad Nagar Sangam CHS,
Mhada Layout, Azad Nagar, Andheri West
Mumbai, Maharashtra 400053, India

info@caen-india.in

www.caen-india.in

